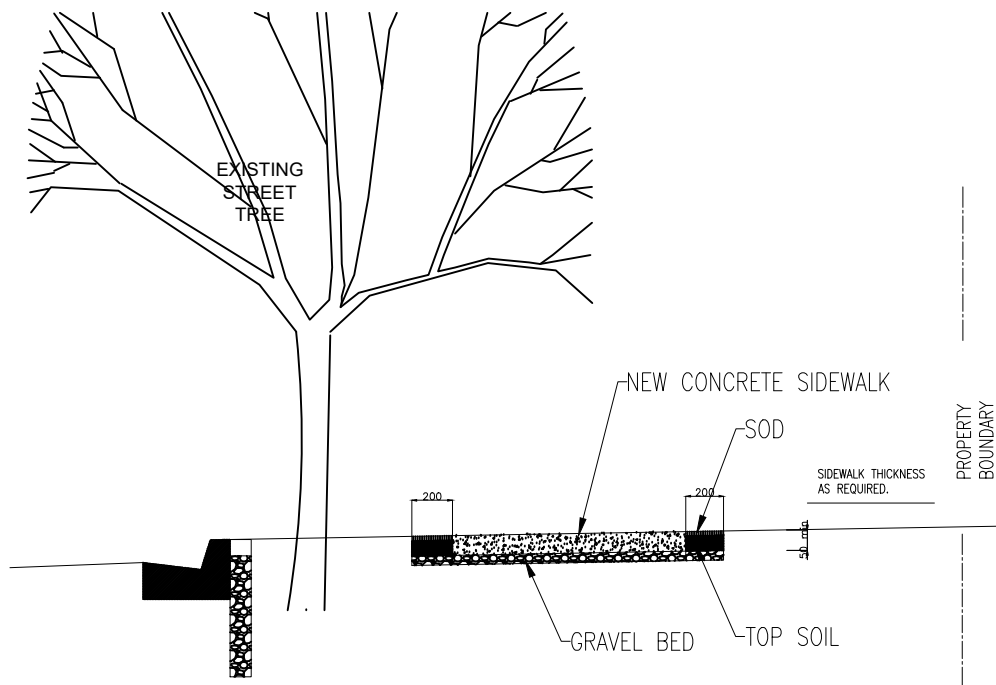
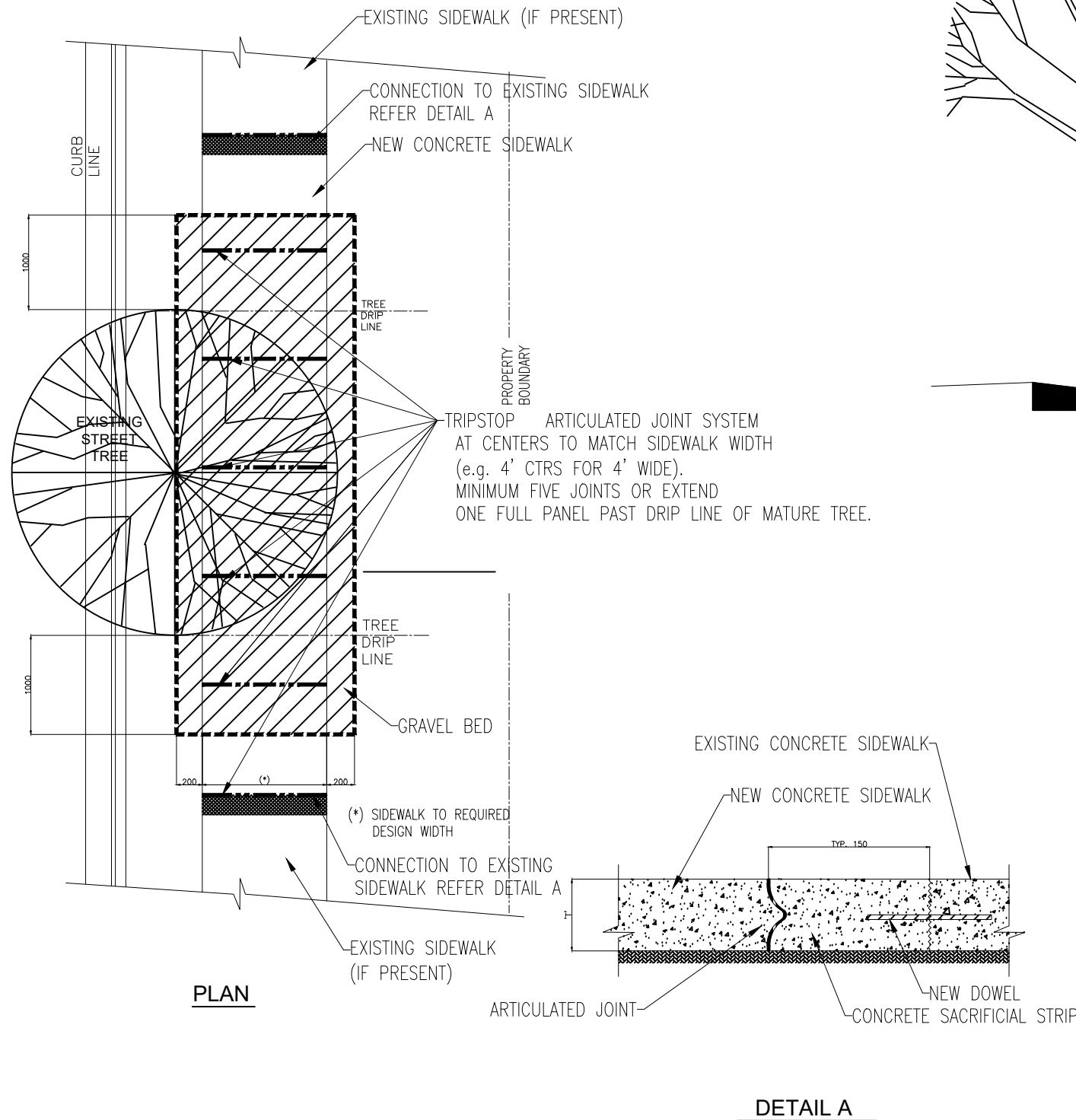


TRIPSTOP

DRIVE WAY TO SIDEWALK TRANSITION



NOTE:

1. FOR DETERMINATION OF SITES FOR THE USE OF THE TRIPSTOP™ ARTICULATED JOINT SYSTEM, REFER TO "GUIDELINES FOR THE USE OF ARTICULATED SYSTEMS FOR CONCRETE SIDEWALK".
2. GRAVEL BED TO EXTEND MINIMUM 3'-0" PAST DRIP-LINE OF TREE AND MINIMUM 8" EITHER SIDE OF SIDEWALK. GRAVEL BED INSTALLED TO ALLOW EASE OF ROOT TRAVEL BELOW CONCRETE SIDEWALK.
3. TRIPSTOP ARTICULATED JOINT SYSTEM 48" AT CENTERS TO MATCH SIDEWALK WIDTH (e.g. 4' c/c FOR 4' WIDE SIDEWALK). MINIMUM FIVE JOINTS OR EXTEND ONE FULL PANEL PAST DRIP-LINE OF MATURE TREE.
4. FOR LOCATIONS WITH EXISTING STREET TREES, ARBORIST TO BE CONSULTED TO CHECK ROOT SYSTEM BEFORE INSTALLATION OF SIDEWALK. ROOT TRIMMING OR PRUNING IS ONLY TO BE CONSIDERED AS A LAST OPTION.
5. MATERIAL FOR GRAVEL BED TO BE AS SPECIFIED.
6. REFER www.kinesik.ca
7. ALL DIMENSIONS IN MILLIMETERS (U.N.O.)



ENGINEERED PRODUCTS
www.kinesik.ca

© KINESIK ENGINEERED PRODUCTS INC.
 PATENTS PENDING IN THE USA, CANADA AND INTERNATIONALLY. MANUFACTURED AND DISTRIBUTED BY KINESIK ENGINEERED PRODUCTS INC.

MATERIAL LIST

ITEM	DESCRIPTION	PART NO.	QTY

REFERENCE DRAWINGS

DWG. NO.	DESCRIPTION

No.	DATE	REVISION	APPR.

SCALE 1"=1'-0" U.N.O. FULL SIZE ONLY

DESIGNED	KES	DATE	02/22/2017
DRAWN	MT	02/22/2017	
DRAWN	KES	02/22/2017	

TOLERANCE ± 0.06" / 1.524mm PART NO. SEE MATERIAL LIST

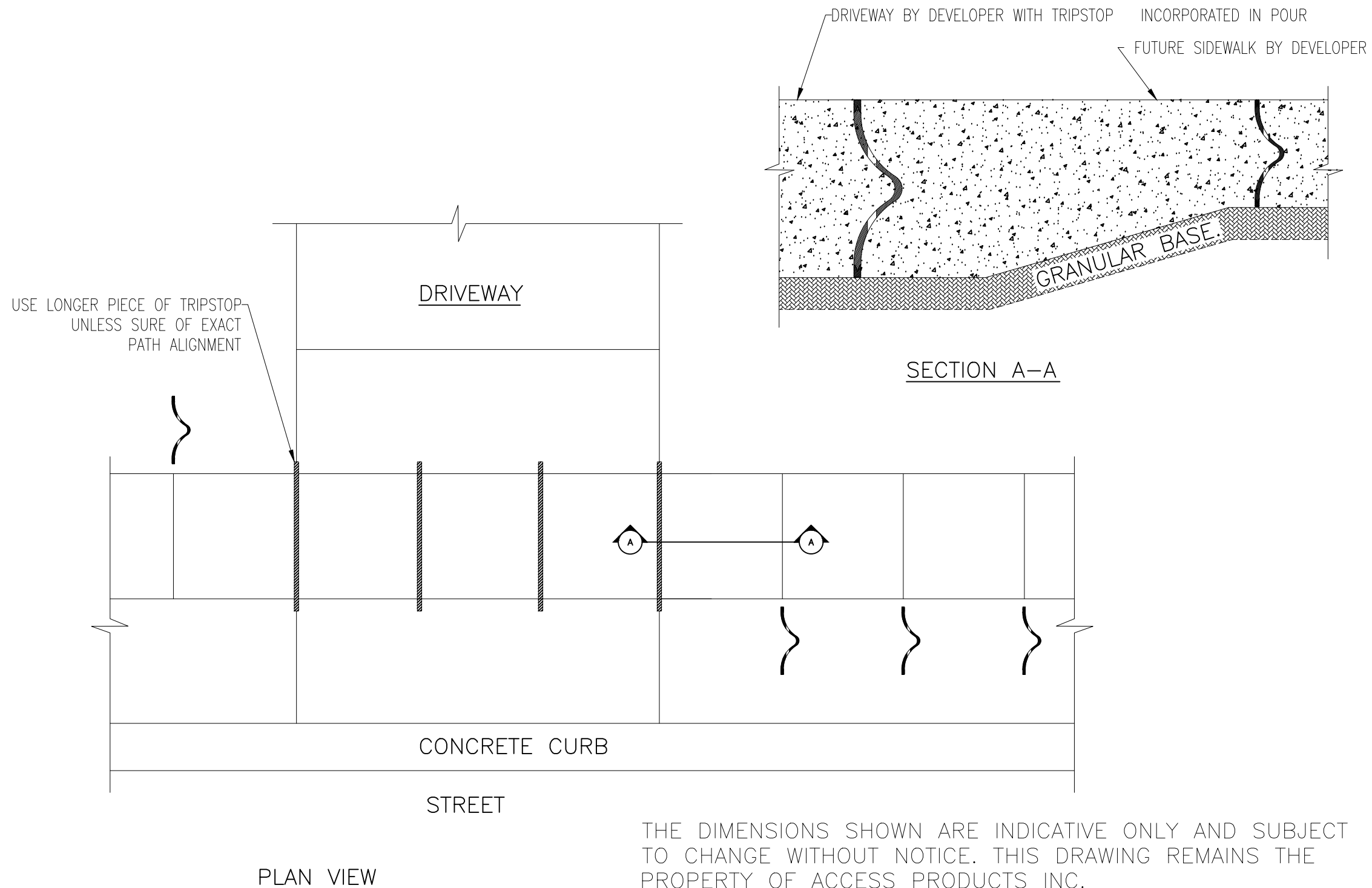
MATERIAL ENGINEERED POLYMER COMPOSITE
TRIPSTOP
 Articulating Sidewalk Joint System

SUBJECT
 SIDEWALK JOINT SYSTEM
 INSTALLATION AND PRODUCT DETAILS

DRAWING NO. TS-FD01 REV. NO. 0

TRIPSTOP

DRIVE WAY TO SIDEWALK TRANSITION



THE DIMENSIONS SHOWN ARE INDICATIVE ONLY AND SUBJECT TO CHANGE WITHOUT NOTICE. THIS DRAWING REMAINS THE PROPERTY OF ACCESS PRODUCTS INC.



ENGINEERED PRODUCTS
www.kinesik.ca

© KINESIK ENGINEERED PRODUCTS INC.
PATENTS PENDING IN THE USA, CANADA AND INTERNATIONALLY. MANUFACTURED AND DISTRIBUTED BY KINESIK ENGINEERED PRODUCTS INC.

MATERIAL LIST

ITEM	DESCRIPTION	PART NO.	QTY

REFERENCE DRAWINGS

DWG. NO.	DESCRIPTION

No.	DATE	REVISION	APPR.

SCALE 1"=1'-0" U.N.O. FULL SIZE ONLY

DESIGNED	KES	DATE	02/22/2017
DRAWN	MT	DATE	02/22/2017
DRAWN	KES	DATE	02/22/2017

TOLERANCE	± 0.06" / 1.524mm	PART NO.	SEE MATERIAL LIST
-----------	-------------------	----------	-------------------

MATERIAL ENGINEERED POLYMER COMPOSITE

TRIPSTOP
Articulating Sidewalk Joint System

SUBJECT
SIDEWALK JOINT SYSTEM
INSTALLATION AND PRODUCT DETAILS

DRAWING NO.	TS-FD01	REV. NO.	0
-------------	---------	----------	---